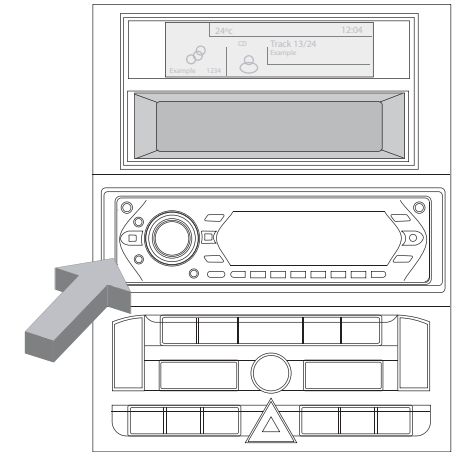
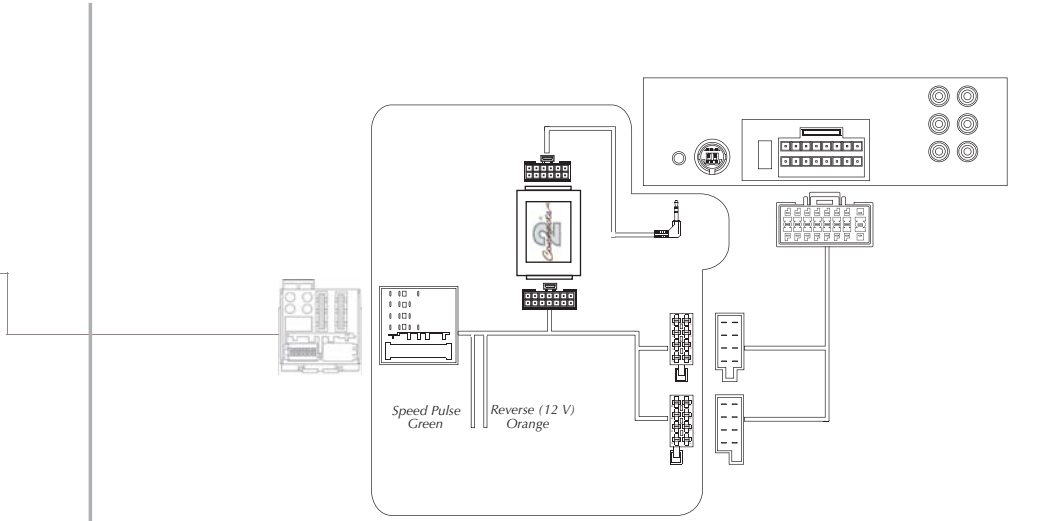
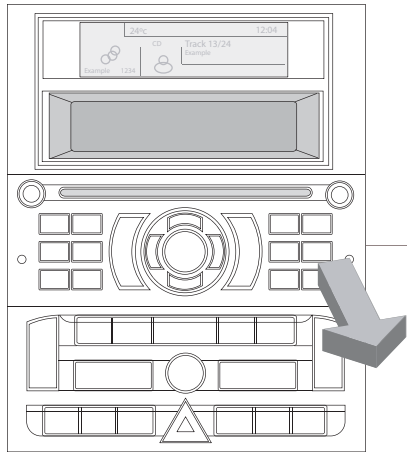


Installation Guide

Part No:- SCT003 / SPG007

Citroen & Peugeot Stalk Interface



Board Computer / System Settings

Citroen ← Press 2 seconds

Peugeot ← Press in unison

← Menu Scroll

Menu Scroll ↓

Personalisation-configuration

Trip computer

Menu Select →

Menu Select ↓

Personalisation-configuration

Define the vehicle parameters
Display configuration
Choice of language 0 1 2 3 4 5 6 7 8 9

Menu Exit →

Menu Exit ↑

← Press for Trip Computer

Personalisation-configuration

Personalisation-configuration

Personalisation-configuration

Personalisation-configuration

Personalisation-configuration

Personalisation-configuration